




BERNINA



Sew Original News
BOONE

~~~~~January-March 2012~~~~~

Dear Sewing Friends,


How fortunate we are to live in North Carolina and experience the four seasons. With winter being here it is definitely the best time of year to be in our sewing rooms!!! If you did not receive a new Bernina for Christmas be sure to come by and check out the fabulous machines that are available. Bernina also offers financing for those that qualify, just go to Bernina's website to apply.

We have some great classes scheduled for this quarter. Please sign up early. We are so excited to welcome our guest teachers, Nancy Bednar and Mary Ray. We are currently adding on new sewing classes. If you are interested in teaching for us please call Melinda to set up an appointment to bring your samples.

As a reminder, if Watauga County Schools are closed we cancel our classes. Please call before you come if the weather is questionable sometimes we open late if the roads are not passable.

It's Sew Time!

*Melinda & Boone Staff*



**FIVE SERIES PARTY!!! JAN 25, 11-4  
FREE**

Explore the Bernina 5 Series and create a pretty journal—and one that can be easily refilled with standard size composition

notebooks. Easy to make and fun to use—one won't be enough!

Lunch will be provided! Call to reserve your space.

**Upcoming Events...**



**Christmas Gift of the Month—3<sup>rd</sup> Wednesday of every month.** Buy our Christmas fabric while it is on sale and start on gifts for next year.

**Mary Ray**

Pieced and quilted jacket.

**Nancy Bednar**

Has agreed to come back and teach us how to make "our new favorite jacket."

**Boone Location**

1586C Hwy 421 S (Gateway Shopping Ctr)  
Boone, NC 28607  
(828)264-1049  
[SewOriginalNC@bellsouth.net](mailto:SewOriginalNC@bellsouth.net)



**Winston Salem Location**

3358 Robinhood Road (Sherwood Shopping Center)  
Winston Salem, NC 27106  
(336)760-1121  
[SewOriginal@bellsouth.net](mailto:SewOriginal@bellsouth.net)

# Class Information

Sew Original requires that you pre-register for ALL Classes. Payment is due at time of registration. This assures your place in the class. We need this commitment from you in order for our classes to run smoothly. Also, it helps our teachers to properly prepare for the class. Our teachers work hard to offer classes they hope our customers will want to take & enjoy. Sew Original must make a commitment to the teachers ONE week prior to the start of the class. Therefore, refunds are available only when a student cancels at least 7 days prior to the class. No Refund will be given if student cancels within the 6 days before class. In the event that Sew Original must cancel a class, individuals will be contacted and a full refund will be given. Please do not ask for exceptions. Remember all students are here to learn new techniques and build their sewing skills. As much as we love children, we ask that you DO NOT bring your children to class, unless it is a class for your child or a class that is for child & parent working together. Please arrive only 15-20 minutes before your class is scheduled. This allows the teacher time to set up the classroom and get ready for the class. Please let us know if you have a class you want to see in our shops. You may also create your own class. Get 4 or more friends together, contact us, and we will find a teacher and set aside a time for the class. Note: If Watauga Cty schools are closed because of inclement weather classes are cancelled, and will be rescheduled.

## Machine Mastery Classes

**MM classes are provided to you when you purchase a new or used machine from SO. There is a \$50 fee per class for all NON SEW ORIGINAL PURCHASERS. Class 1 is required before taking any other mastery classes. Bring your Mastery Workbook, scissors, pins and cotton thread to class.**

**Class 1a:** Intro to Your Machine Needles, Threads, Maintenance, Basic Stitching  
**Jan 7, 9:30-12, Jan 10, 9:30-12, Feb 7, 9:30-12, Feb 18, 9:30-12, Feb 28, 9:30-12**

**Class 1b:** Basic Operation Basic stitches, utility functions, hemming, buttonholes, zippers  
**Jan 7, 1-3:30, Jan 10, Jan 18, 1-4, Feb 7, 1-4, Feb 28, 1-3:30**

**Class 2a:** Decorative & satin stitches, pattern function, altering stitches, etc.  
**Jan 11, 9:30-12, Jan 28, 9:30-12, Feb 8, 9:30-12, Feb 29, 9:30-12, Mar 3, 9:30-12**

**Class 2b:** Alphabets, Memory, Free Motion, & Bernina Stitch Regulator  
**Jan 11, 1-4, Jan 28, 1-4, Feb 8, 1-4, Feb 29, 1-4, Mar 3, 1-3:30**

**Class 3a:** Set-up Program, Stitch Collage, Multi-Direction Stitching, etc.  
**Jan 12, 9:30-12, Feb 4, 9:30-12, Feb 9, 9:30-12, Mar 1, 9:30-12**

**Class 3b:** Monograms, Machine features and functions (for 450, 580, 640, 730, 820, 830)  
**Jan 12, 1-4, Feb 9, 1-4, Mar 1, 1-4**

**MEMB 1** Jan 13, 9:30, Feb 10, 9:30, Mar 2, 9:30

**MEMB 2** Jan 13, 1:30, Feb 10, 1:30, Mar 2, 1:30

**Serger Machine Mastery Classes TBA**

## My Label

Why do I need My Label?

How many of us can go to the store and find clothes that fit and are age appropriate? Join Faye to find out how fabulous this software can be. You can create your style and visualize the style on your own 3D model! An assortment of built in styles become YOUR label when you enter your measurements into the software and watch the 3D model morph to your measurements.

**Thur, Jan 5, 1-4**

**Teacher: Faye Williams**

**Class Fee: FREE**

# \* ~ \* ~ \* ~ Classes in Boone ~ \* ~ \* ~ \*

## **Basic Sewing & Quilting**

Learn the basics! In seven classes you will become creative, inspired and productive. If you can't commit to seven classes, pay \$25 per class. Bring your own machine, or rent one of ours (\$5/per session) which can be applied to the purchase of a new or used machine. You can begin classes at any time.

**Mondays 9:30-12:30**

**Thursday nights 5:30-8:30**

**Teacher: Kay Preston 7 Classes: \$125.00**

## **Machine Quilting**

You will learn about different types of machine quilting while working on a practice sampler with straight line quilting, stippling, meandering, curves and grid grinding. Give yourself the knowledge to finish those quilt tops by machine.

**Sat. Feb 25 10:00-4:00**

**Teacher: Kay Preston \$90.00**

## **Metro Bag**

The perfect bag for everything! Pockets all around inside plus a handy outside pocket to keep things organized. Firm sides on this bag make it stand on its own so that you can retrieve your things with ease. Supplies needed: Pattern, fabric, snap enclosure and interfacing (I use décor bond).

**Sat. Jan 21 10:00-3:00**

**Teacher: Andrea Byrd \$50**

## **Bali High Easy Quilt**

Bali High is a simple but beautiful 2-block design that gives the illusion of depth and complexity. The pattern is jelly roll friendly but can be made with a selection of coordinated fabrics. A 64" x 74" lap size uses '1' package of Bali Pops.

**Tues, Feb 21, 10-4**

**Teacher: Andrea Byrd \$50**

## **Abstract Landscapes**

Look at your world with fresh eyes. Create a thoughtful exciting wall hanging using unconventional means!

**Sat, Mar 10, 10:00-4:00**

**Teacher: Kay Preston \$50**

## **Jolly Dog Jacket**

Combine your love for your darling pet with a desire to learn machine quilting! Cut, quilt and bind a warm cozy for your favorite dog (or grand-dog). **Fri, Jan 20, 10:00-4:00**

**Thur, Feb 16, 10:00-4:00**

**Teacher: Kay Preston \$50**

## **Shadowbox Quilt**

Great for Beginners! This quilt pattern creates a very interesting visual illusion of a 3-dimensional picture with cleverly placed shadows in between windows and background. Use up your fat quarters, you will need 7 fats for a twin and 12 fats for a queen plus black for shadows, and coordinating fabric for border and binding and pattern.

**Sat, Feb 11, 10:00-3:00**

**Teacher: Andrea Byrd \$50**

## **Follow the Curves**

Start a fabulous foundation paper-pieced quilt and work through each block type to ensure success! Kit suggested (\$215.49-10%) or we will make a kit for you in your color choices.

**2 days Mar 17 & 18, 10:00-4:00**

**Teacher: Kay Preston \$100**

### **Your New Favorite Jacket**

Join us for a design and information filled fashion sewing/embroidery workshop. In this 2-day hands-on session students will learn the infinite design possibilities from one simple jacket pattern. Begin with the Boxy Jacket pattern from My Label or a designated Kwik Sew pattern. Students will learn how to scan the jacket profile and bring it into embroidery software to customize design to fit. Embroidered pieces are completed by the end of Day One with assembly and completion of your new garment by the end of Day Two. The focus is on beautiful garment detailing such as extended inside facings, Hong Kong seam bindings and correct pressing techniques.

**2 Days Mar 29 & 30, 9:00-4:00                      Teacher: Nancy Bednar    \$250 Includes lunch!**

### **My Label Fine Tune Appointments**

Join Nancy Bednar for a 1 hour personal appointment to tweak your My Label mannequin for the best fit possible. Bring your laptop, measurements, and stitch tunic and pant muslins.

**Sat, Mar 31, 9-12                      \$25**

### **Christmas Gift of the Month**

Our New Year's Resolution this year is to start making our Christmas gifts/decorations in January. Join us the 3<sup>rd</sup> Wednesday of every month as we make a different holiday creation. **Only \$25**

**January 18, 10-1** – Make a Cathedral Window Ornament, mostly done on the machine with a little hand work.

**February 15, 10-1**-Make a Christmas apron for yourself, your granddaughter, and her 18" doll using Kwik Sew pattern 3787.

**March 21, 10-1** – See store for sample.

**NOTE: Buy your Christmas fabric NOW while it is on sale so that you will have it to create your gifts throughout the year!**

### **Knitting W/ Fabric**

Come spend a few hours with us and learn the basics of knitting with fabric strips. Start a bathmat, or a fabric runner! Purchase of fabric from Sew Original is the only requirement.

**Sat, Jan 14, 1-4                      Teacher: Kay Preston                      Free with purchase of fabric from Sew Original**

### **Log Cabin**

Learn the classic log cabin block and begin a fabulous wall hanging, table topper or quilt. It can be scrappy or planned. Come and join the fun!

**Tue, Mar 6, 10-4                      Teacher: Kay Preston                      \$50**

### **Bloom**

A fun new way to make yo-yos with Amy Butler designs. This gorgeous quilt is fun, bright and is finished with a ruffle around it instead of binding! Includes pattern.

**Fri, Mar 16, 10-4                      Teacher: Susan Edmonson                      \$55**

### **Mary Rays Pieced and Quilted Jacket**

Learn to randomly piece a flattering and stylish jacket that highlights piecing and fabrics. In this class you'll learn how to plan and execute a piecing design and quilt your jacket to add texture, but no excess bulk.

**Fri & Sat, Mar 23 & 24, 10-4                      Teacher: Mary Ray                      \$90**

### **Beginning Smocking**

Join Melinda for this beginning smocking class. You will learn the geometric stitches found in those beautiful English smocked dresses. Kit provided.

**Mar 14 & 28, 10-1                      Teacher: Melinda Rose                      \$40**

# EMBROIDERY CLUB

This is a new series of dates for machine embroiderers! Faye will be offering a new design for you to stitch out each session, and will be there to "consult". This is a fun time for anybody who has an embroidery machine. You don't need to have the software, just a way to get the design into your machines. So bring your machine, and check with the shop to see what threads and such to bring with you.

**January 30, 1-4, February 27, 1-4, March 26, 1-4 Teacher: Faye Williams**

## Bernina Embroidery Software

The following classes are offered this quarter. If you do not have a laptop, you may still attend for lecture/demo. Handouts are included. For all classes bring your laptop, dongle, and external mouse. Intro to V6 Embroidery Software must be taken before any other BEJ classes listed here.


|                                      |             |                                 |             |
|--------------------------------------|-------------|---------------------------------|-------------|
| <b>Intro to BEJ—January 17, 9:30</b> | <b>FREE</b> | <b>BEJ1--January 17, 1:30</b>   | <b>FREE</b> |
| <b>BEJ 2A--January 26, 9:30</b>      | <b>\$30</b> | <b>BEJ 2B--January 26, 1:30</b> | <b>\$30</b> |
| <b>BEJ 3,—February 2, 9:30</b>       | <b>\$30</b> | <b>BEJ 4,—February 2, 1:30</b>  | <b>\$30</b> |
| <b>BEJ 5 —February 13, 1:00</b>      | <b>\$30</b> | <b>BEJ 6—March 5, 1:00</b>      | <b>\$30</b> |

**\$30 fee if you purchased your embroidery software from Sew Original, \$35 if purchased elsewhere.**


## Machine Repair

### Bernina Certified Technician Thursdays!!


1st come, 1st served. Please bring your power cord, foot pedal, #1 foot, bobbin case and a bobbin. If your machine has a BSR, bring it so that it can be updated if needed. If your machine has an embroidery unit please bring it with a hoop and an embroidery foot. Only a Bernina dealer has an authorized tech. No other techs are able to obtain Bernina parts!




## January 2012

| SUNDAY                                                                                   | MONDAY                            | TUESDAY                                       | WEDNESDAY                            | THURSDAY                                                  | FRIDAY                                   | SATURDAY                                    |
|------------------------------------------------------------------------------------------|-----------------------------------|-----------------------------------------------|--------------------------------------|-----------------------------------------------------------|------------------------------------------|---------------------------------------------|
| 1<br> | 2 CLOSED                          | 3                                             | 4                                    | 5 My Label 1-4<br>Basic Sew/<br>Quilt 5:30                | 6                                        | 7<br>MM 1A 9:30<br>MM 1B 1-3                |
| 8                                                                                        | 9<br>Basic Sew/<br>Quilt 9:30-12  | 10<br>MM 1A 9:30<br>MM 1B 1-4<br>Garment 5:30 | 11<br>MM 2A 9:30<br>MM 2B 1-4        | 12<br>MM 3A 9:30<br>MM 3B 1-4<br>Basic Sew/<br>Quilt 5:30 | 13<br>MEMB 1-<br>9:30<br>MEMB 2-<br>1:30 | 14<br>BOM 9-10<br>Knitting w/<br>Fabric 1-4 |
| 15                                                                                       | 16<br>Basic Sew/<br>Quilt 9:30-12 | 17<br>Intro to BEJ,<br>9:30<br>BEJ 1, 1:30    | 18<br>Christmas Gift<br>Of the Month | 19<br>Basic Sew/<br>Quilt 5:30                            | 20<br>Dog Jacket<br>10-4                 | 21<br>Metro Bag<br>10-3                     |
| 22                                                                                       | 23<br>Basic Sew/<br>Quilt 9:30-12 | 24                                            | 25<br>5 Series Party!<br>11-4 FREE   | 26 BEJ 2A<br>BEJ 2B<br>Basic Sew/<br>Quilt 5:30           | 27                                       | 28<br>MM 2A 9:30<br>MM 2B 1-3:30            |
| 29                                                                                       | 30<br>Basic Sew/<br>Quilt 9:30-12 | 31                                            |                                      |                                                           |                                          |                                             |

# February 2012

| SUNDAY                         | MONDAY                                    | TUESDAY                                                                                                         | WEDNESDAY                                 | THURSDAY                                                  | FRIDAY                                   | SATURDAY                                 |
|--------------------------------|-------------------------------------------|-----------------------------------------------------------------------------------------------------------------|-------------------------------------------|-----------------------------------------------------------|------------------------------------------|------------------------------------------|
|                                |                                           |                                                                                                                 | 1                                         | 2 BEJ 3, 9:30<br>BEJ 4, 1:30<br>BSQ-5:30                  | 3                                        | 4<br>MM 3A 9:30<br>MM 3B 1-3:30          |
| 5                              | 6 Basic Sew/<br>Quilt 9:30                | 7<br>MM 1A 9:30<br>MM 1B 1-4                                                                                    | 8<br>MM 2A 9:30<br>MM 2B 1-4              | 9<br>MM 3A 9:30<br>MM 3B 1:00<br>Basic Sew/<br>Quilt 5:30 | 10<br>MEMB 1-<br>9:30<br>MEMB 2-<br>1:30 | 11 BOM 9-10<br>SHADOWBOX<br>QUILT 10-3PM |
| 12                             | 13 Basic Sew/<br>Quilt 9:30<br>BEJ 5, 1-4 | 14<br><br>Garment Club<br>5:30 | 15 Christmas<br>Gift of the<br>Month 10-1 | 16 Dog Jacket<br>10-4<br>Basic Sew/<br>Quilt 5:30         | 17                                       | 18<br>MM 1A 9:30<br>MM 1B 1-3:30         |
| 19                             | 20<br>Basic Sew/<br>Quilt 9:30            | 21<br>Bali High<br>10-4                                                                                         | 22                                        | 23<br>Basic Sew/<br>Quilt 5:30                            | 24                                       | 25<br>Machine<br>Quilting 10-4           |
| 26<br>Machine<br>Quilting 10-4 | 27<br>Basic Sew/<br>Quilt 9:30            | 28<br>MM 1A 9:30<br>MM 1B 1-4                                                                                   | 29<br>MM2a 9:30<br>MM2b 1:00              |                                                           |                                          |                                          |

# March 2012

| SUNDAY                          | MONDAY                                   | TUESDAY                    | WEDNESDAY                                    | THURSDAY                                      | FRIDAY                                      | SATURDAY                                                                                                                  |
|---------------------------------|------------------------------------------|----------------------------|----------------------------------------------|-----------------------------------------------|---------------------------------------------|---------------------------------------------------------------------------------------------------------------------------|
|                                 |                                          |                            |                                              | 1 MM3a 9:30<br>MM3b 1:00<br>BSQ 5:30-<br>8:30 | 2<br>MEMB 1-<br>9:30<br>MEMB 2-<br>1:30     | 3 MM2a 9:30<br>MM2b 1:00                                                                                                  |
| 4                               | 5 Basic Sew/<br>Quilt 9:30<br>BEJ 6, 1-4 | 6<br>Log Cabin<br>10-4     | 7                                            | 8<br>BSQ 5:30-<br>8:30                        | 9                                           | 10 BOM 9-10<br>Abstract<br>Landscapes<br>10-4                                                                             |
| 11                              | 12 Basic<br>Sew/ Quilt<br>9:30           | 13<br>Garment Club<br>5:30 | 14<br>Beginning<br>Smocking<br>10-1          | 15<br>BSQ 5:30-<br>8:30                       | 16                                          | 17<br><br>Follow* the<br>Curves 10-4 |
| 18<br>Follow the<br>Curves 10-4 | 19<br>Basic Sew/<br>Quilt 9:30           | 20                         | 21<br>Christmas<br>Gift of the<br>month 10-1 | 22<br>BSQ 5:30-<br>8:30                       | 23<br>Mary Ray<br>Jacket 10-4               | 24<br>Mary Ray<br>Jacket 10-4                                                                                             |
| 25                              | 26<br>Basic Sew/<br>Quilt 9:30           | 27                         | 28<br>Beginning<br>Smocking<br>10-1          | 29 Nancy<br>Bednar's<br>Jacket Class<br>9-4   | 30 Nancy<br>Bednar's<br>Jacket Class<br>9-4 | 31 Nancy<br>Bednar's<br>Fine Tune Fit<br>9-12                                                                             |

